


# Digital linear actuators

# 35DBM series DLA's

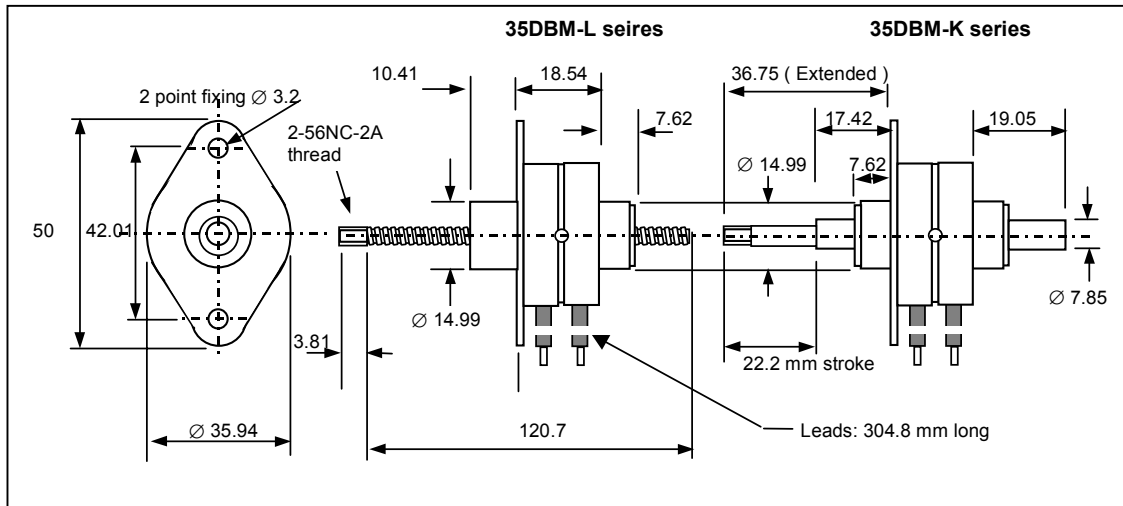
The 35DBM series comprise two versions. Both types are based on 4 phase permanent magnet stepper motor technology and utilise a rotor with an internal thread to provide linear motion via a leadscrew.

The **L series** are provided with a leadscrew which may be attached to the driven mechanism. When the leadscrew is prevented from rotating the operation of the motor imparts linear motion to the screw. The maximum travel of the mechanism is 63 mm although optional 300 mm long leadscrews may be purchased for an increased travel distance of 260 mm.

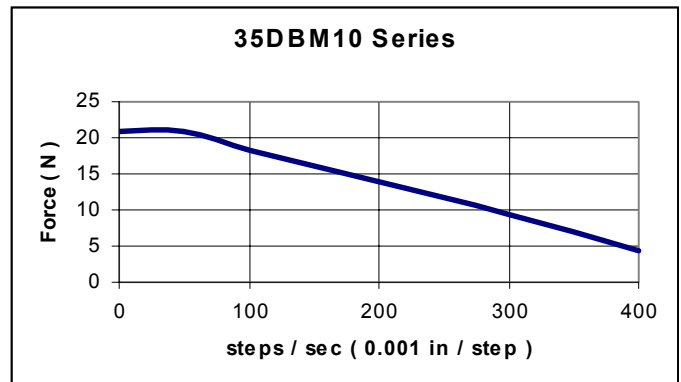
The **K series** incorporate a keyway in the actuator's output slideway thereby providing the spindle with linear motion. This design is ideal for driving spring loaded mechanisms over a maximum travel distance of 22 mm.



## Dimensions mm:



## Performance:



## Specification for uni-polar types

Model	Nominal Voltage Vdc	Linear travel per step ins. ( mm )	Maximum travel mm	Maximum Force N	Min. de-energised holding Force N	Nearest equivalent in 92100 series
35DBM20B1U-	5	0.002 ( 0.0508 )	22.2 - K series	15.3	2.8	92221-P1
35DBM20B2U-	12		63.5 - L series			92221-P2
35DBM10B1U-	5	0.001 ( 0.0254 )	22.2 - K series	20.9	11.1	92211-P1
35DBM10B2U-	12		63.5 - L series			92211-P2

Insert 'K' for keyway version Insert 'L' for leadscrew version

Electrical Characteristic: Coil Data: 1U ( 5V ) 2U ( 12V )  
 Resistance per phase 10 Ohm 58 Ohm  
 Inductance per phase 5.2 mH 30 mH