

Digital linear actuators

42DBL series DLA's

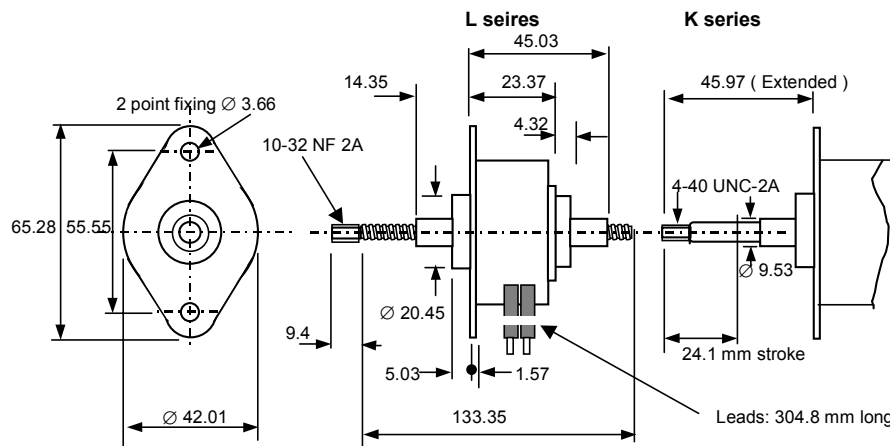
The 42DBL series comprise two versions. Both types are based on 4 phase permanent magnet stepper motor technology and utilise a rotor with an internal thread to provide linear motion via a leadscrew.

The **L series** are provided with a leadscrew which may be attached to the driven mechanism. When the leadscrew is prevented from rotating the operation of the motor imparts linear motion to the screw. The maximum travel of the mechanism is 61 mm although optional 300 mm long leadscrews may be purchased for an increased travel distance of 218 mm.

The **K series** incorporate a keyway in the actuator's output slideway thereby providing the spindle with linear motion. This design is ideal for driving spring loaded mechanisms over a maximum travel distance of 24 mm.



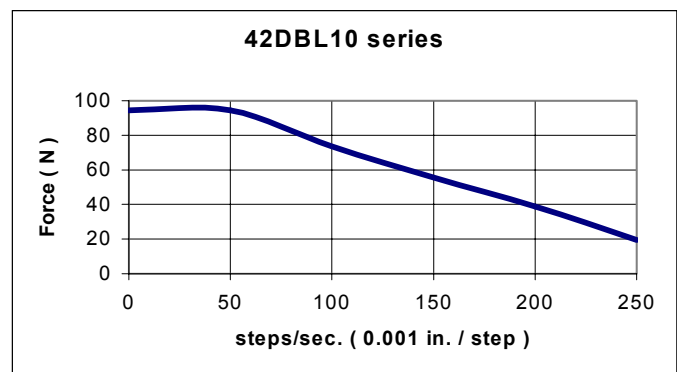
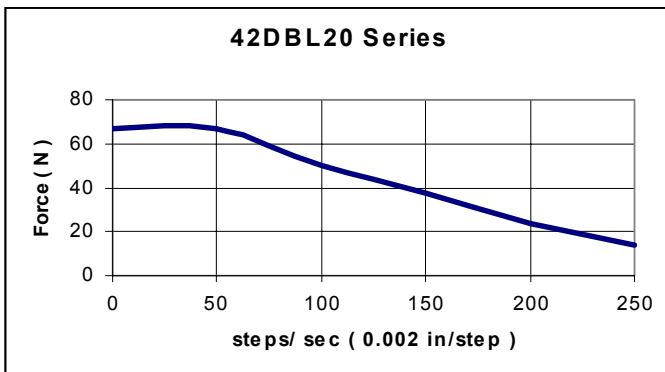
Dimensions mm:



New options

- **500% increased force compared to 92200 types**
- **Reduced size & increased force compared to 92400 types**

Performance:



Specification for uni-polar types

| Model | Nominal Voltage Vdc | Linear travel per step ins. (mm) | Maximum travel mm | Maximum Force N | Min. de-energised holding Force N | Nearest equivalent in 92200 series |
|-------------|---------------------|------------------------------------|-------------------|-----------------|-----------------------------------|------------------------------------|
| 42DBL20C1U- | 5 | 0.002 (0.0508) | 24.1 - K series | 72.3 | 83.4N | 92221-P1 |
| 42DBL20C2U- | 12 | | 61 - L series | | | 92221-P2 |
| 42DBL10C1U- | 5 | 0.001 (0.0254) | 24.1 - K series | 100 | 111.2 | 92211-P1 |
| 42DBL10C2U- | 12 | | 61 - L series | | | 92211-P2 |

▲ Insert 'K' for keyway version ▲ Insert 'L' for leadscrew version ▲

Electrical Characteristic: Coil Data: 1U (5V) 2U (12V)
 Resistance per phase 5 Ohm 28.8 Ohm
 Inductance per phase 3.7 mH 19.7 mH