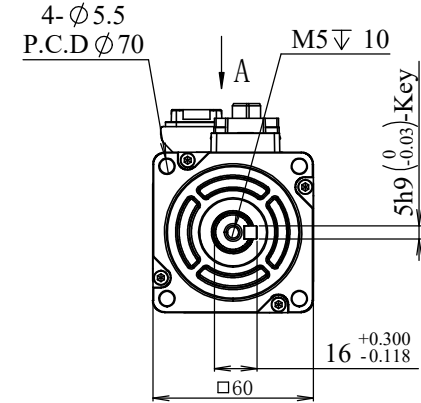
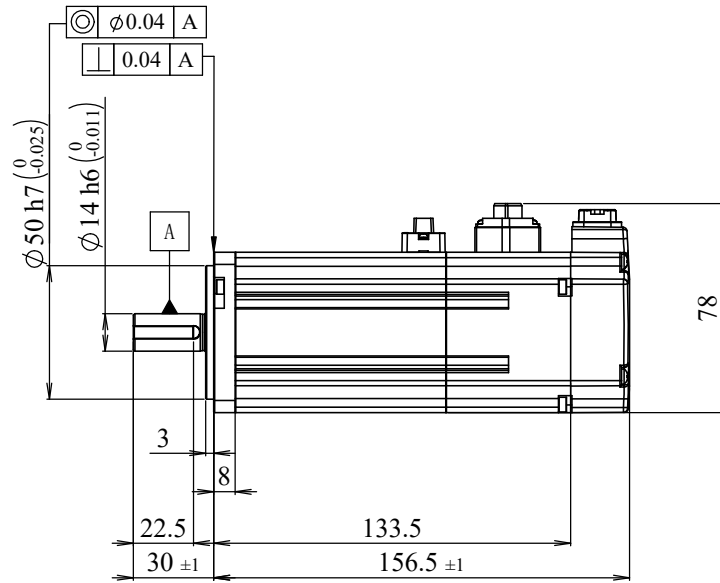


Motor Specifications

1	Drive Input from Power Supply		208~240VAC
2	Basic DC Bus Voltage	V (DC)	320V
3	Rated Output Power	Watts	400
4	Rated Speed	rpm	3000
5	Max. Mechanical Speed	rpm	6000
6	Rated Torque	Nm	1.27
7	Continuous Stall Torque	Nm	1.3
8	Peak Torque	Nm	3.8
9	Rated Current	A (rms)	2.8
10	Continuous Stall Current	A (rms)	2.8
11	Peak Current	A (rms)	10
12	Voltage Constant ±10%	V(rms)/K rpm	28.3
13	Torque Constant ±10%	Nm/A(rms)	0.454
14	Winding Resistance(Line-Line)±10%	Ohm @20°C	3.57
15	Winding Inductance(Line-Line)±20%	mH	13.8
16	Inertia	kg m²	0.000067
17	Thermal Resistance(mounted)	°C / W	1.21
18	Thermal Time Constant	Minutes	12 Min
19	Heat Sink Size(Iron)	mm	250×250×6
20	Shaft Load - Axial	N (max.)	70 N / 15 Lbf
21	Shaft Load - Radial(End of Shaft)	N (max.)	240 N / 54 Lbf
22	Weight	kg	2.1 kg / 4.62 Lb
23	Approvals	eULus,CE,RoHS	
24	Encoder	17 bit,Battery-less Absolute Multi-turn Encoder(Fraba)	
25	Insulation Class	F (155°C)	
26	IP rating	IP65(except shaft through hole and cable end connector)	
27	Installation Location	Indoors, free from direct sunlight, corrosive gas, inflammable gas	
28	Ambient Temperature	Operating 0 to 40°C, Storage -20 to 80°C	
29	Ambient Humidity (max.)	85% (free from condensing)	
30	Altitude (max.)	1000 m	
31	Vibration Resistance	49 m/s²	
32	Rotor Poles	10	



View A

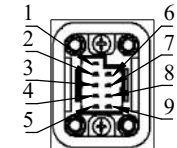
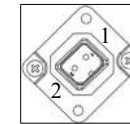
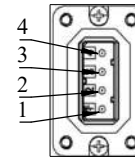
View A

View A

Motor Power Connector:
DGFA4S-A2-00A(H)

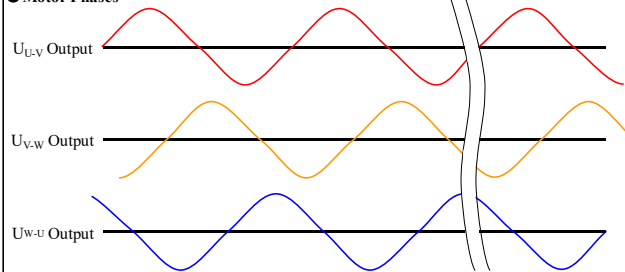
Brake Connector:
DGFAA2S-A1-00A(H)

Encoder Connector:
DGFA9S-A1-02A(H)
Pin: DGFA-02A(H)

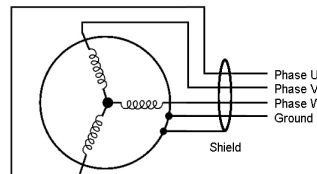


Shaft Load: (L₁₀ life, 20,000 hours, 2,000 RPM)

Motor Phases



All the timing logics are obtained in CCW rotation as viewed from front shaft.



PIN#	Signal	PIN#	Signal	PIN#	1	2	3	4	5	6	7	8	9
1	FG	1	+24V	Signal	Shield	CLK+	CLK-	Data-	Data+	5V	n/c	GND	n/c
2	Phase U	2	0										
3	Phase V		Static Friction Torque										
4	Phase W		1.3N.m										

Notes:

1. A shaft seal is shipped with motor, but not installed.
2. A KEY is shipped with motor, but not installed.

Item Number
S0032

Unit: mm First Angle Method		Preliminary		2023.06.13	 MOONS' <i>moving in better ways</i>	SM3M-062ABBDV				
Tolerances for linear and angular dimensions without individual tolerance indications GB/T 1804-m eqv ISO 2768-1:m	AO	REV	Sign	Quantity		ECN NO.	Date	4611170000723		
Geometrical tolerance for features without individual tolerance indications GB/T 1184-K eqv ISO 2768-2:K	Design	Technology		Audit			Stage	Quality	Scale	
UNLESS OTHERWISE SPECIFIED	Check	Approve		Date			D	Sheet	1 of 1	

Shanghai AMP & MOONS' Automation Co.,Ltd